

Eurail Pass Guide

Go one stop further.



We go to great lengths to ensure that the information in this paper Pass guide is correct and up-to-date. This information, however, can be subject to change without prior notice, and we cannot guarantee its accuracy or completeness.

Mobile Pass holders can use the app to find the applicable User Guide in the Help Centre by tapping the 'More' icon.

Contents

1. Quickstart Guide

2. Eurail Pass Validity

3. Eurail Pass Types

4. Pass Network


5. How to use your Eurail Pass

6. Seat Reservations

7. Pass Benefits and Discounts

Download the **Rail Planner** app

Search train times in Europe and discover how to book or avoid seat reservations. Save money with exclusive Pass holder discounts and find everything you need to know for your trip.



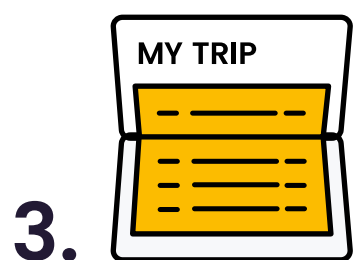
Quickstart Guide



Activate your Pass at your travel agent or a train station ticket window in Europe. Skip this step if your Pass was pre-activated (the start and end date have been filled in) when you bought it.



Record the date on the Travel Calendar (Flexi Pass only), before your first journey of the day. The Travel Calendar is printed on your Pass. Once you've recorded the date in the Travel Calendar, you cannot change it.



Record the journey details before boarding in the My Trip section of your Pass Cover. Use a non-erasable pen (no pencil) to record the date on your Travel Calendar and/or your journey in the My Trip section. If you run out of space, you can download extra lines on eurail.com/en/info.



Use a non-erasable pen (no pencil) to record the date on your Travel Calendar and/or your journeys in the My Trip section. Once you've recorded the date in the Travel Calendar, you cannot change it.



For ticket inspections, you may be asked to show your Pass and passport (or ID card) to train personnel.

Eurail Pass Validity

Eurail Passes are categorized according to the countries where they are valid, type, and duration of validity. It is possible to make a journey not entirely covered by the validity of your Pass; however, you will have to buy a standard ticket for that part of the journey.

You can start traveling after 00:00 hours on the first date of validity, and the last trip must be completed by midnight (23:59) on the last date of validity. Similarly, travel days for Flexi Passes span from midnight to midnight.

Flexi Pass

A Flexi Pass lets you travel on a set number of days within a fixed validity period. For example, the *5 days within 1 month* Pass, for example, counts 5 travel days within a 1 month period of validity.. You decide which days count as travel days by recording them in the Travel Calendar. To learn more about travel days and the Travel Calendar, [click here](#).

Continuous Pass

A Continuous Pass lets you travel as often as you want during the entire validity period (eg., 1 month). You can find the start and end dates of your Pass on the top-left of your ticket attached in the Pass Cover.

1st and 2nd class

Your Eurail Pass is valid for travel in the class indicated on your ticket. 1st class Passes are also valid in 2nd class carriages, but 2nd class Passes are not valid for travel in 1st class carriages. No refunds are available for 1st class Pass holders who travel in 2nd class.



Eurail Pass Types

Global Pass

The Global Pass is valid with all the companies in our Pass Network.

One Country Pass

One Country Passes are valid for rail travel within a single country (or, in some cases, a group of countries). Keep reading to see which railway companies you can use for travel, in the country where your Eurail Pass is valid.

 Countries where the Global Pass is valid



Pass Network

Participating companies

The list below shows all companies participating in Eurail. You can also find a full list of all participating companies in the Rail Planner app.

Austria (incl. Liechtenstein)	ÖBB + Westbahn + MICOTRA-line (between Villach and Tarviso)** + ROeEE/Raaberbahn**
Belgium	SNCB/NMBS + Thalys* + Eurostar*
Bosnia-Herzegovina	ŽFBH + ŽRS
Bulgaria	BDŽ
Croatia	HŽ
Czech Republic	ČD + RegioJet + LeoExpress
Denmark	DSB + Arriva + NT
Estonia	Elron
Finland	VR
France (incl. Monaco)	SNCF + Thalys* + Eurostar*
Germany	DB + Thalys* + private operators (see diebefoerderer.de)
Great Britain	ATOC + Eurostar*
Greece	TRAINOSE + Attica Group
Hungary	MÁV-START + GySEV/Raaberbahn
Ireland	IÉ + NIR
Italy	Trenitalia
Latvia	PV
Lithuania	LTG Link
Luxemburg	CFL
Montenegro	ŽPCG
Netherlands	NS + Thalys*
North Macedonia	ZRSM
Norway	Vy + GoAhead Nordic + SJ Norway
Poland	PKP + PR + KD + SKMT
Portugal	CP
Romania	CFR
Serbia	SV
Slovakia	ZSSK + Leo Express + Regiojet
Slovenia	SŽ
Spain	RENFE + FEVE
Sweden	SJ
Switzerland	SBB/CFF/FFS + BLS
Turkey	TCDD

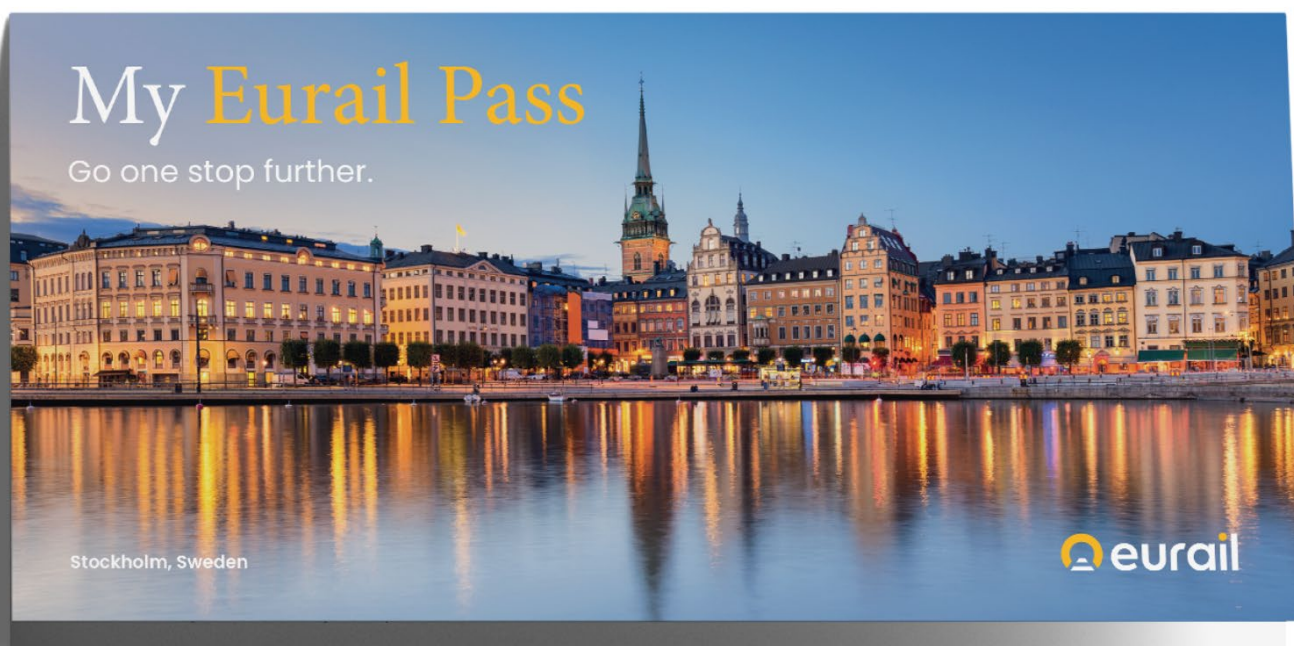
* Your Pass must be valid in both the country of departure and arrival to travel with these companies.

** Only valid on the domestic part of the line.

How to use your Eurail Pass

What's included in my Eurail Pass?

Your Eurail Pass consists of a Pass Cover with a ticket attached inside.



Important: Do not detach your ticket from your Pass Cover as one is not valid without the other.

Once you receive your Eurail Pass, you must check all the details first, especially your name, passport/ID number, and validity period. If you find any mistakes, you can contact your point of purchase to get a replacement.

Activating a Eurail Pass for use

Before you can use your Eurail Pass for travel, it will need to be activated. This can be done in three ways: (1) by the travel agent you bought your Eurail Pass from; (2) at a ticket window in most European train stations; (3) at one of the **Eurail Aid offices** (see the Rail Planner app for more information).

Eurail Passes can be activated up to 11 months after purchase. If you have already pre-activated your Eurail Pass at the time of purchase, you can start traveling straight away.

The person activating the Eurail Pass will stamp the date in the activation box and fill out your passport/ID number together with the first and last valid days of travel. The first date of travel does not necessarily need to be the date of activation; you can decide on another date if you wish. The last day will then be determined based on the length of time your Eurail Pass is valid.

What travel documents do I need?

As well as your Eurail Pass, you need to travel with a valid passport or legally equivalent identification document (no photocopies). Ticket inspectors may ask to see this when checking your Eurail Pass – so be sure to keep it at hand. Your Eurail Pass is not valid without the identification document you used at the time of purchase.

Pass Cover

Your ticket is stapled inside of the Eurail Pass Cover to protect your Pass, and contains the essential **My Trip** section.

My Trip

Before you board each new train, bus or ferry; you need to fill in the details of your journey in My Trip on the Pass Cover.

Day	Month	Time	From	To	Train	Bus	Ferry	Control area ↑↓
11	07	09:42	VIENNA	BUDAPEST	<input checked="" type="checkbox"/>	<input type="checkbox"/>	<input type="checkbox"/>	
09	08	09:50	PRAHA	BUDAPEST	<input checked="" type="checkbox"/>	<input type="checkbox"/>	<input type="checkbox"/>	
12	08	14:55	BUDAPEST	VILLACH	<input checked="" type="checkbox"/>	<input type="checkbox"/>	<input type="checkbox"/>	
		:			<input type="checkbox"/>	<input type="checkbox"/>	<input type="checkbox"/>	

1 2 3 4

1 Write the day, month and time of departure in the My Trip section of the Pass Cover.

2 Record the start and end station of your journey (in the local name if possible).

3 Indicate which mode of transport you're taking (train, bus or ferry).

4 The **control area** is for ticket inspectors only – they could stamp it when checking your Pass.

Travel Calendar

If you are traveling with a Flexi Pass, you have a certain number of travel days to use within an overall validity period. On a travel day, you can travel as much and as often as you want from midnight to midnight, but remember to check if you need a seat reservation for the trains, buses, or ferries you're traveling with.

Remember to use the Travel Calendar to record the travel days you use. This step is important because your Flexi Pass is not valid if you're traveling on a day not marked in your Travel Calendar.

Your Travel Calendar has a day and month box for each travel day. Both days and months must be written as two digits (so 7 May is 07/05) and in sequential order. It's best to fill in the Travel Calendar as you go, as it can't be changed afterwards. Just write in the date before your first journey on each day you travel.

EURAIL GLOBAL PASS CIV 9901 FLEXI

Category Youth Validity 7 days within 1 month

First day [][] [][] [][] Last day [][] [][] [][]
day month year day month year

Name ZHANG, Y

Country CANADA

Passport#

Travel calendar below must be filled in:

	1	2	3	4	5	6	7
Day	07						
Month	05						

USD: 296,00
EUR: 251,00

Issuing stamp: 11 Oct 2020
Class: 2
Must be activated before 11 Sep 2021
Stamp

This coupon is only valid with EURAIL cover and passport. Please see conditions of use.

Once you write a travel day in the Travel Calendar, you cannot change it. Doing so can be considered as attempted fraud. For this reason, you must use blue or black non-erasable ink to fill in the dates (no pencil). If you make a mistake, you will have to mark the correct date in a new box, which means you lose one travel day.

Saving a travel day for overnight trips

If you're taking a direct overnight trip using a Flexi Pass, and do not change trains after midnight, you only have to use one travel day: the day of departure. Note that both the day of departure and arrival need to fall within the overall validity of your Pass. This also applies to night ferries that are fully covered by your Pass.

For example, if you board a night train that departs at 18:10 (6.10 pm) on 11 August, which is due to arrive at your destination at 02:15 (2.15 am), you only have to enter 11 August in your Travel Calendar. If you are still on the train past midnight, you do not need to use a second travel day, unless you board a second train.

Good to know: you cannot use your Pass on its last travel day on overnight trains (the validity expires at 23.59 hours).

Replacement of Eurail Passes

A Eurail Pass can only be replaced when it bears incorrect information due to an error at the point of sale. This must be done at the same point of sale where you bought your Pass. Passes that are damaged, lost or stolen cannot be replaced. Tickets purchased to replace lost or stolen Passes can not be refunded either. A damaged Pass can be replaced for an extra fee. For Global Passes, a fixed fee of 30 Euro (or the equivalent in local currency) applies. The replacement fee for One Country Passes is set by the railway company concerned.



Misuse of a Eurail Pass

Failing to follow the principles outlined in this Pass Guide can mean your Pass is not valid for travel. If you travel with an invalid Eurail Pass, you are, depending on the rules of the relevant railway or ferry company, either subject to payment of a fine, payment of a full-fare ticket, or both.

Railway or ferry staff are entitled to confiscate a Pass:

- Which is a counterfeit or copy
- That is being used by anyone other than the person it was issued to
- Where the data on the ticket has been altered manually
- If you record the date on the Travel Calendar with a pencil
- Used outside of its validity period
- Used without a passport or other legally equivalent identification document (no photocopies)

In these cases, the Pass holder is considered to be attempting fraud against both Eurail B.V. and the carrier they are traveling with. This will be reported to the applicable authorities, who will determine the penalty. Confiscated Eurail Passes cannot be returned or replaced under any circumstances.

For further information on the Eurail Pass Conditions of Use (including, but not limited to: cancellation, refund and compensation policies, and legal provisions), please visit: [eurail.com](https://www.eurail.com).

Seat Reservations

Eurail is accepted on most trains throughout Europe, but some railway companies require an advance seat reservation, which means paying an additional fee not covered by your Pass. This reservation guarantees a seat (or bed) and can also include additional services like a meal and drink served at your seat, or free WiFi, giving a more pleasant and comfortable trip.


Train services that require an advance reservation include (but are not limited to):

- Seats for most high-speed trains (like SNCF TGV, Thalys, Lyria, Trenitalia Freccia, RENFE AVE, PKP EIP, Eurostar)
- Sleeping accommodation in night trains, like couchettes and beds
- Panoramic coaches, available in some scenic trains

For ferries, Eurail Pass holders must book and pay for the following in advance:

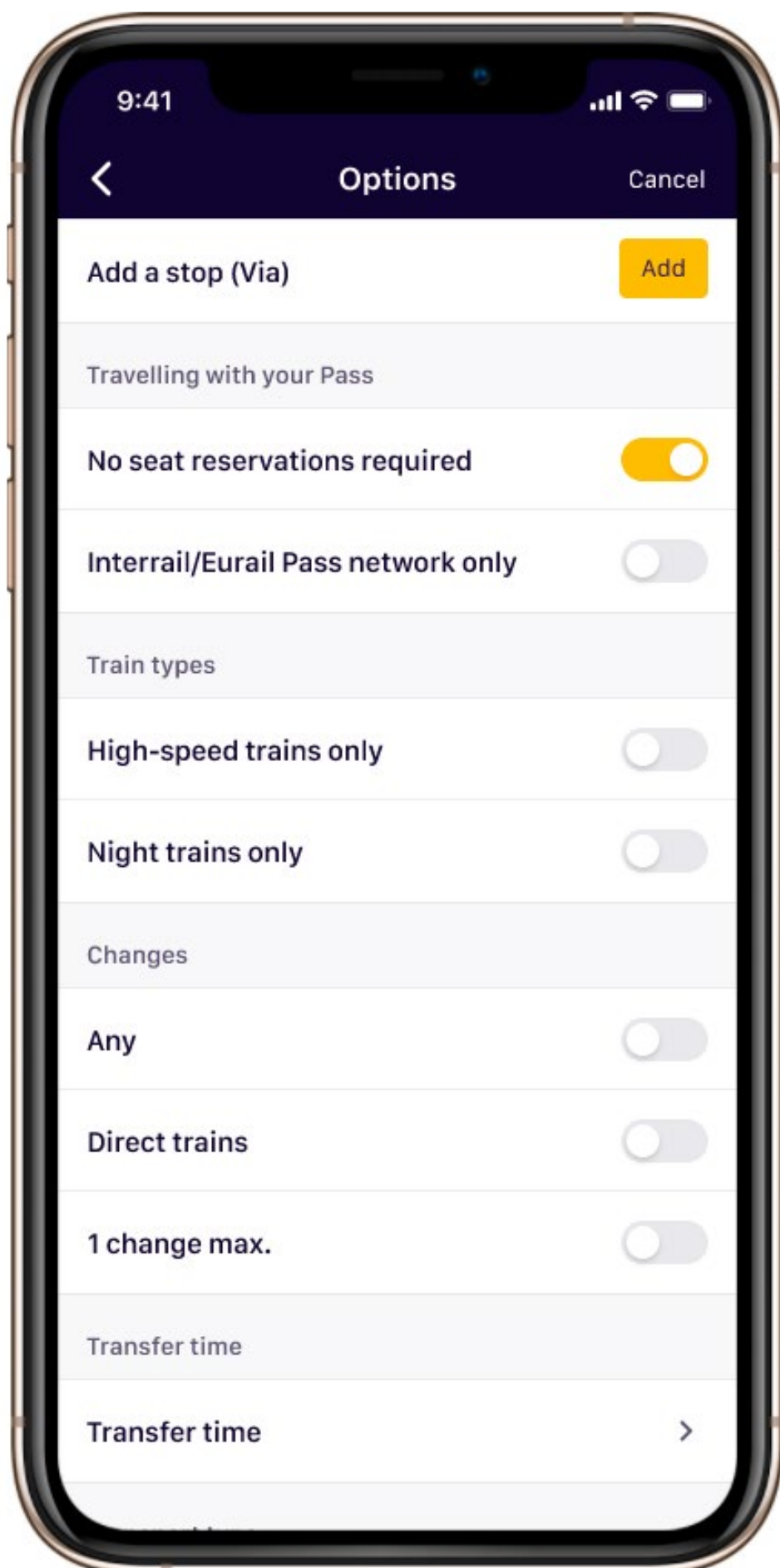
- Use of cabins, berths and reclining seats
- Seasonal supplements from June to September on the ferry lines operated by Attica Group (Superfast Ferries and Blue Star Ferries)
- Port/fuel taxes
- Use of certain boats

Seats that require a reservation can be in high demand, especially during the summer (particularly July/August), so we recommend you book your reservations well in advance. If you have a 1st class Pass and 1st class reservations are sold out; you can also book a 2nd class reservation if those are available. High-speed trains in Germany, Austria, and Switzerland generally don't require reservations.



The Planner in the Rail Planner app will show when a seat reservation is compulsory. Reservations can be booked at train stations, with a rail pass agent, or online. Reservations for Italy and France, as well as some international trains (including Eurostar and Thalys), can also be booked via the Rail Planner app. You can find out more about reservations and where to book on [eurail.com/reservations](https://www.eurail.com/reservations).

Tip: In the Rail Planner app, you can use the 'No reservation needed' option when planning your trip. You might spend more time traveling and may need to change trains more frequently, but you'll avoid the expense of paying extra for additional seat reservations.



Pass Benefits and Discounts

Your Eurail Pass gives you access to Europe's train network and many extra benefits and discounts across the continent for an even better trip. These include deals on city cards, boat tours, hotel and hostel accommodation, museum tickets, other public transport, and plenty more. You can take advantage of these deals on any day while your Pass is valid, even if you've used all your travel days.

For international ferry lines; it is important to check what validity is needed, as this can vary between operators. Sometimes a Pass only needs to be valid in the country of departure or the country of arrival.

How to book benefits and discounts

Some benefits can be arranged at the destination by showing your valid Eurail Pass, but most require advance booking. Check eurail.com/en/deals or the Rail Planner app before buying or booking, as benefits are subject to change without prior notice.

Tip: In the Pass Benefits section of the Rail Planner app, you can find a list of benefits listed by country. If a benefit requires an advanced booking, it will also contain details on how to book.

Included benefits

Must-see scenic routes

Up to 50% off or only a seat reservation required.

Ferries

20–50% discount across Europe.

City cards

10–50% discount on city cards in most big cities.

Tours and attractions

Up to 50% off on attractions, museums, and tours.

Accommodation

10–20% discount on hotels and hostels across Europe.

Food and drinks

10% discount at selected Hard Rock Cafes across Europe.

Get inspired or share your Eurail story online and inspire others!

 community.eurail.com

 facebook.com/eurail

 @eurail

 upload.eurail.com

